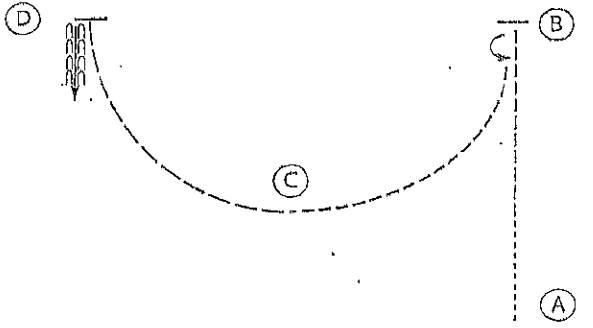


Small Fry

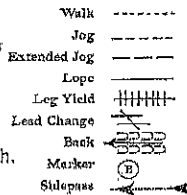
3/19-3/20 Small Fry

**OPTIONAL EQUESTRIANS WITH DISABILITIES  
WESTERN HORSEMANSHIP (WALK-JOG)**

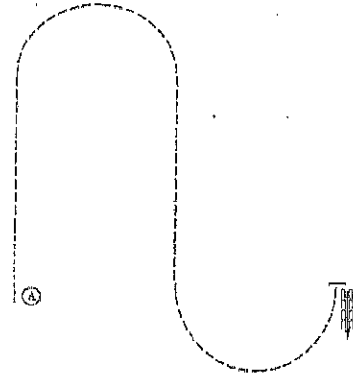


Be ready at A.

1. Walk approximately two strides from A.
  2. Jog to B.
  3. Stop and perform a 180 degree turn to the left.
  4. Jog a half circle to C.
  5. Extend the jog to D.
  6. Stop at D and back approximately one horse length.
- Follow the instructions of your ring steward.



**OPTIONAL EQUESTRIANS WITH DISABILITIES  
HUNT SEAT EQUITATION (WALK-TROT)**

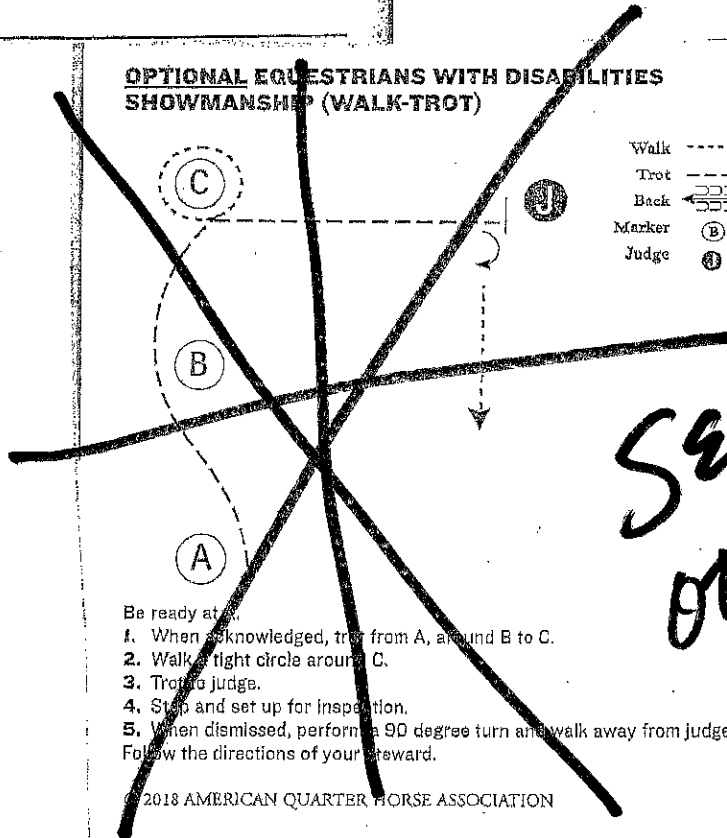


Be ready at A.

1. Walk two horse lengths from A.
  2. Trot forward and a half circle on the left diagonal until even with B.
  3. Change diagonal and trot straight and then a half circle on the right diagonal until even with A.
  4. Stop and back approximately one horse length.
- Follow the instructions of your ring steward.

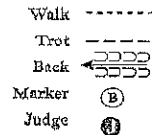


**OPTIONAL EQUESTRIANS WITH DISABILITIES  
SHOWMANSHIP (WALK-TROT)**



Be ready at A.

1. When acknowledged, trot from A, around B to C.
  2. Walk a tight circle around C.
  3. Trot to judge.
  4. Stop and set up for inspection.
  5. When dismissed, perform a 90 degree turn and walk away from judge.
- Follow the directions of your steward.



SEE OTHER PATTERN

RWD / EWD / Small Fry



# MONDAY MARCH 19

## ROOKIE SHOWMANSHIP

NOVICE YOUTH

NOVICE AMATEUR

*Small-Fry*  
**SMALL-FRY  
EWD/RWD  
13 & UNDER**  
EXIT



1. Trot from marker 1 to marker 2.
2. Break to a walk and marker 2 and walk around and past it.
3. Stop and perform a 180 turn and trot straight to the Judge.
4. Stop and set up.
5. Exit per Judge's signal.

~~Wagon Round Display~~

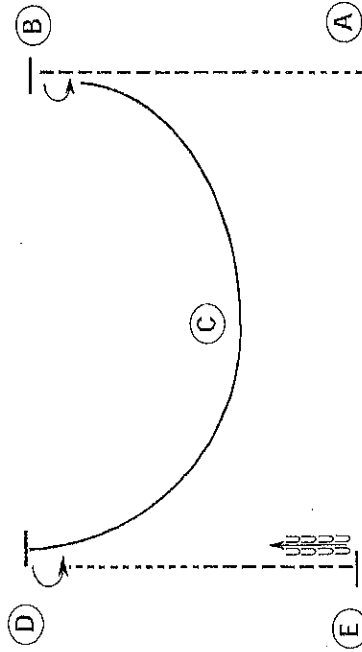
Small Fry / RWD / END

**OPTIONAL EQUESTRIANS WITH DISABILITIES  
HUNT SEAT EQUITATION (WALK TROT CENTER)**



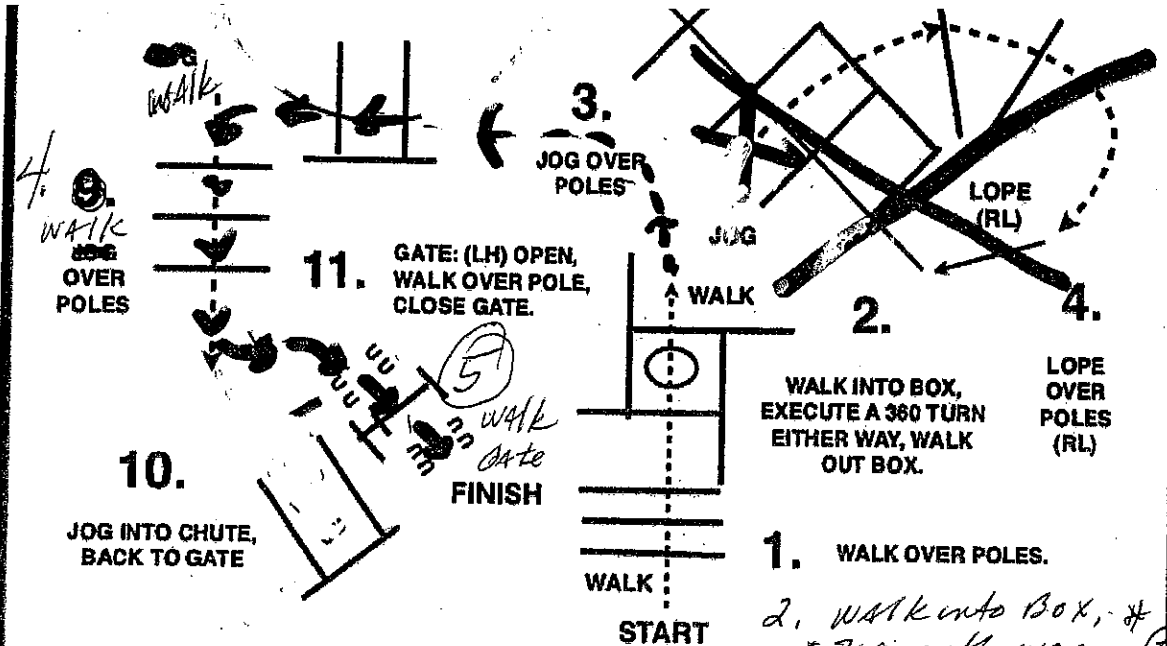
- Be ready at A.
1. Walk two horse lengths from A.
  2. Trot forward on the left diagonal and a half circle until even with B.
  3. Canter on the left lead until even with A.
  4. Trot a half circle on the right diagonal until even with A.
  5. Stop and back approximately one horse length.
- Follow the instructions of your ring steward.

**OPTIONAL EQUESTRIANS WITH DISABILITIES  
WESTERN HORSEMANSHIP (WALK-JOG)**



- Be ready at A.
1. Walk approximately two strides from A.
  2. Jog at B.
  3. Stop and perform a 180 degree turn to the left.
  4. Jog on the right lead around C and to D.
  5. Stop and perform a 180 degree turn to the left.
  6. Walk halfway to E.
  7. Jog to E, stop and back approximately one horse length.
- Follow the instructions of your ring steward.

3/17/18 - 3/18/18



SMAN  
 Fry  
 EWO/RW  
 Saturday  
 3/17

1. WALK OVER POLES.
2. WALK INTO BOX, \*  
 & 360 either way RND walk thru  
 only.
3. jog over 2 poles
4. Walk 3 poles, 5. WALK THRU  
 GATE & EXIT.

Small Fry  
EWD/RWD

Monday  
3/19

