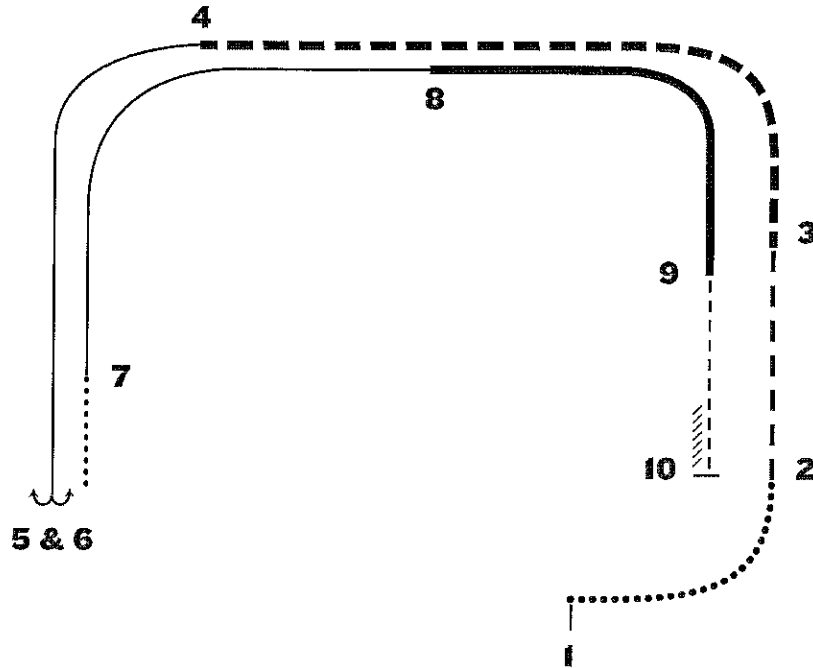



OPTIONAL VRH AND RHC RANCH RIDING PATTERN I

March 22-24



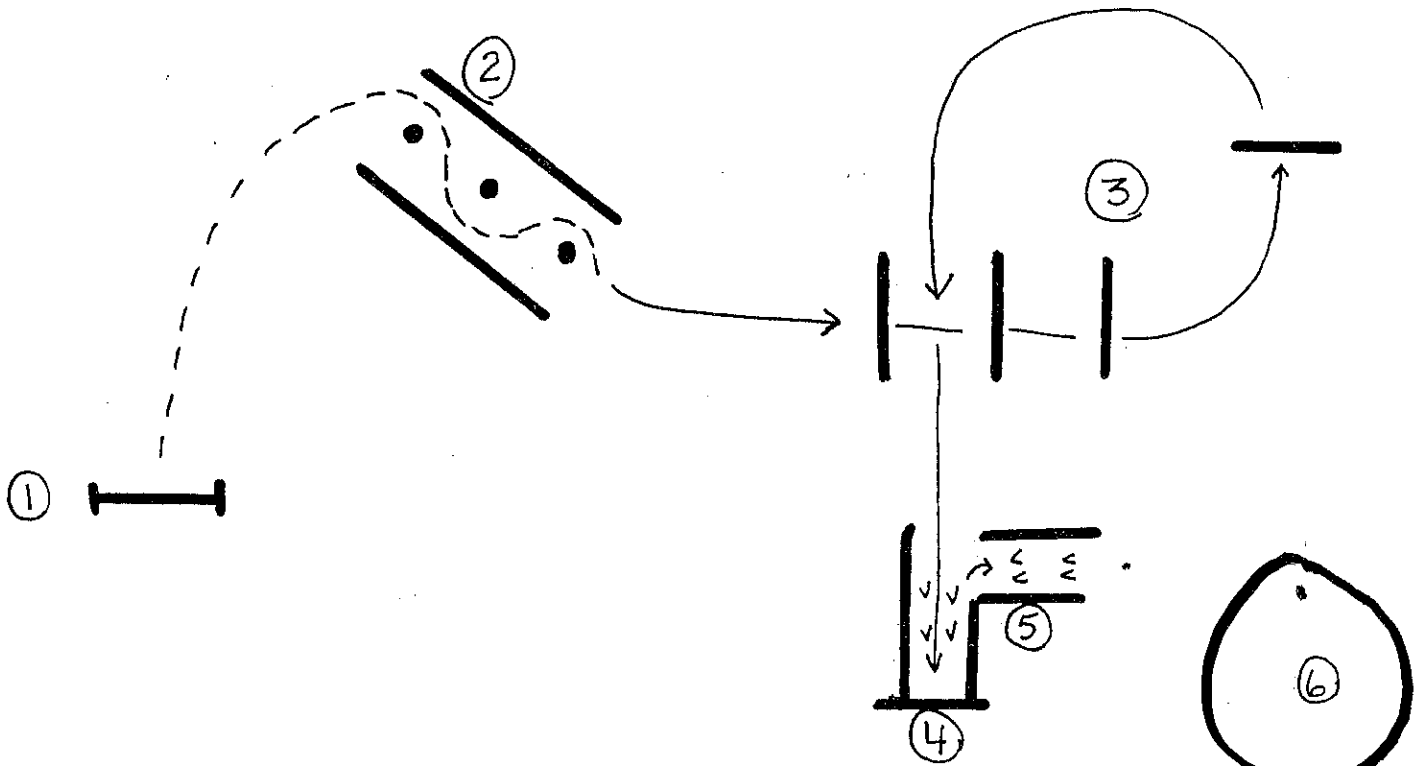
When establishing the course, the following distances are suggested. Patterns may begin in either direction and markers are optional.

1. Extended Walk from 1 to 2 - 75 feet
2. Trot from 2 to 3 - 120 feet
3. Extended Trot from 3 to 4 - 240 feet
4. Lope from 4 to 5 - 150 feet
5. Stop at 5; reverse (either direction)
6. Walk from 6 to 7 - 30 feet
7. Lope from 7 to 8 - 150 feet
8. Extended Lope from 8 to 9 - 200 feet
9. Trot from 9 to 10 - 90 feet
10. Stop and Back at 10 - approximately one horse length



Trail

March 22-24



1. Gate
2. Trot serpentine
3. Lope poles
4. Lope into chute
5. Back "L"
6. Drag pole in circle either way.
7. Walk pole and bridge
8. Sidepass left & exit

